

The Forgotten Fourth

Across New York City, one-fourth of all schools are failing 9 out of 10 children.



The Forgotten Fourth

Across New York City, one-fourth of all schools are failing 9 out of 10 children.

I. INTRODUCTION: WHERE IS THE OUTRAGE?

If one-fourth of New York City subway trains were constantly and chronically late, the streets would simmer with rage. If diners at one-fourth of restaurants were greeted with severe health code violations, the panic would be overwhelming. And if one-fourth of police precincts let nine out of ten crimes go unsolved, would the President even hesitate to deploy the National Guard?

Those hypothetical scenarios seem unthinkable. Yet at nearly one-fourth of public schools across New York City, **more than 90% of students are being failed.**¹ These schools are falling short — tragically short — of minimum academic standards designed to facilitate college and career success. As the state prepares to release test results for 2013-14, these schools should be the focus of investigation and swift, dramatic intervention.

There aren't simply a handful of these schools. There are **371**, which together enroll **143,000** students. That's about the same number as the entire school districts of Seattle, Atlanta, and Sacramento *combined*. More than 40% of NYC middle schools have this sad distinction. But the outcry is muted.

The vastness of this failure should shock us. A school where nine out of ten kids can't proficiently read or do math does not simply "need improvement." It didn't get to this point because new Common Core textbooks happened to arrive late, or because students got bored after school.

Schools Where 90% of Children (or More) Are Failing			
School Type	Schools	Percent of Schools	Enrollment
Elementary	98	12%	44,248
Middle	159	41%	56,444
High	114	28%	42,605
All	371	23%	143,297

The schools of the Forgotten Fourth are institutions whose foundations have crumbled.

This dismal state of affairs cannot be explained away as a fluke or one-year phenomenon. These schools have been shortchanging kids throughout this decade and the last — often even longer. Families are stampeding for the exits, desperate for environments that will expand opportunities for their children instead of leading them to academic dead ends.

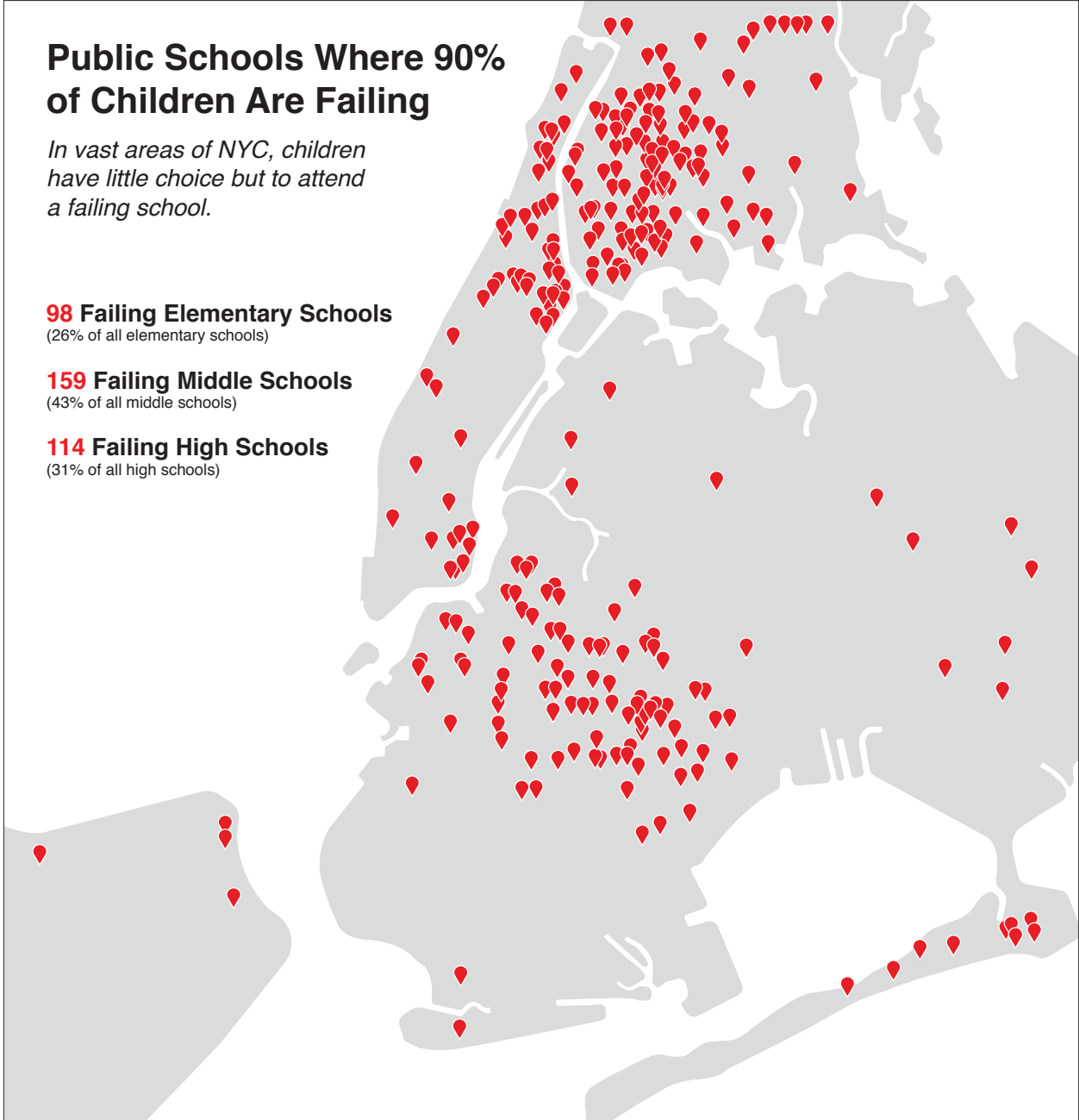
Public Schools Where 90% of Children Are Failing

In vast areas of NYC, children have little choice but to attend a failing school.

98 Failing Elementary Schools
(26% of all elementary schools)

159 Failing Middle Schools
(43% of all middle schools)

114 Failing High Schools
(31% of all high schools)



In the face of this failure, the longstanding response has been a series of ineffective solutions, cautious incremental changes over years that keep the status quo intact but fail to significantly improve the system. Children cannot wait for decades while their futures evaporate. They shouldn't have to. There *are* excellent schools — district and charter — across the city. Solutions exist and should be replicated. While more charter schools can certainly help and have been a lifeline for many families in these neighborhoods, comprehensive change is needed to address the vastness of the problem.

Nothing less than the social and economic fabric of New York City is at stake.

II. WHAT DOES IT MEAN FOR 90% TO FAIL?

In 2013, students in grades 3-8 took state exams in math and English Language Arts based on the Common Core academic standards. These exams ask children to engage in critical thinking and analysis, instead of rote memorization or simple retrieval. They tested reading comprehension and problem solving in order to provide a more accurate gauge of a student's progress on the path toward college readiness.

Critics relentlessly attacked the city's rollout of these standards, blaming inadequate preparation time and administrative delays (such as late textbooks). But routine bureaucratic tribulations don't come *close* to explaining the stark reality: at 98 elementary schools and a staggering 159 middle schools, 90% of students are being set upon a road to nowhere. Their schools are leaving them completely unprepared for college coursework and the demands of a fulfilling career.

The results from later grades confirm the dire situation. At 114 high schools, more than 90% of seniors are unprepared for college and would need to take remedial coursework — if they enroll in the first place.

Across the city, however, many students don't get that far. The cumulative impact of dysfunctional schools over more than a decade has exacted a severe toll. For every college-ready African American or Hispanic teenager in the Stuyvesant Heights section of Brooklyn, for instance, there are 11 more teenagers of color who drop out of school.²

III. ENTIRE NEIGHBORHOODS OF SEVERELY FAILING SCHOOLS

There are so many severely failing schools that in some parts of the city, they actually outnumber all other schools. Parents are left with almost no public schools in which they can have any confidence.

Consider the example of the 17 elementary schools in District 23, which encompasses most of Brownsville, Brooklyn. Eleven district elementary schools there averaged a passing rate on the ELA and math exams of 10% or less. There are only six schools that exceeded 10% passing — and of these, the highest score was less than 17%.

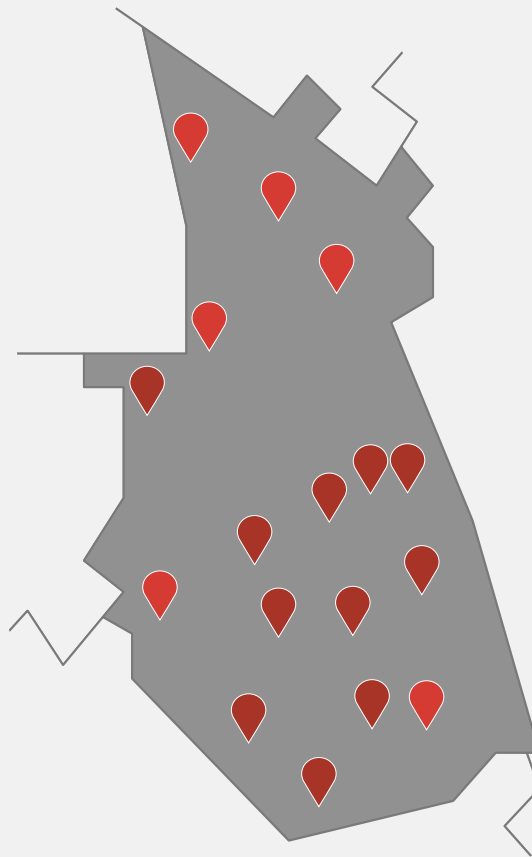
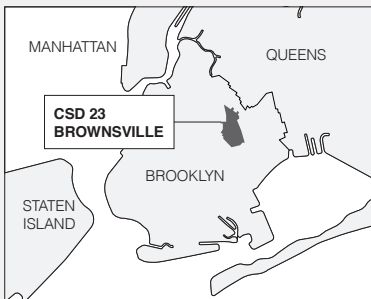
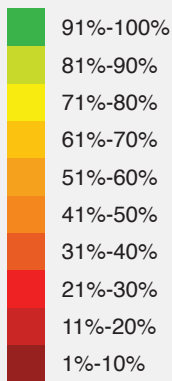
Once children reach middle school, the options are, appallingly, even more limited.

- There are a total of 11 middle schools in District 7, part of the South Bronx. Eight of them are failing, with only one in ten kids able to read or do math at grade level. At the “best” of the other three middle schools, only one-fourth of students are passing.
- Of the eight middle schools in District 16, part of the Bedford-Stuyvesant section of Brooklyn, six are failing, with only one in ten children able to read or do math. Just two middle schools have a higher mark — and neither of those had more than 20% of students passing.

Where Failing Schools Outnumber All Others: District 23

Of the 17 elementary schools in Brooklyn's District 23 (Brownsville), only six have passing rates above 10% — and even the “best” of those have fewer than 17% of students who are grade-level proficient at math or reading.

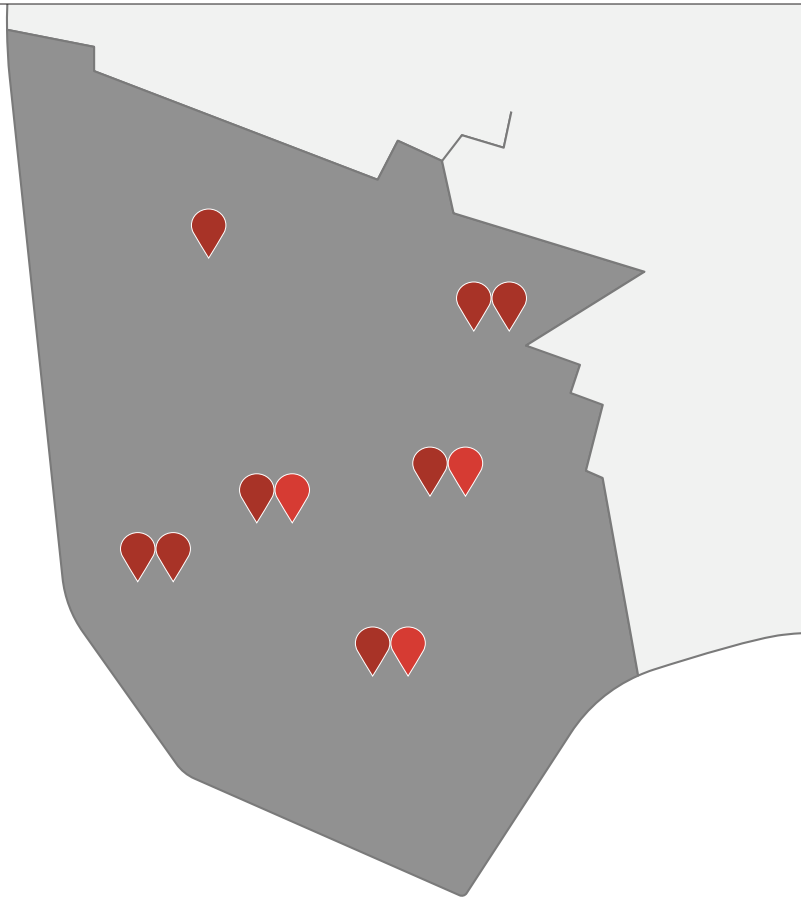
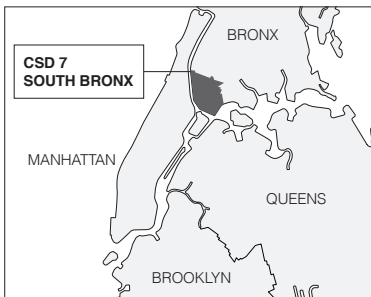
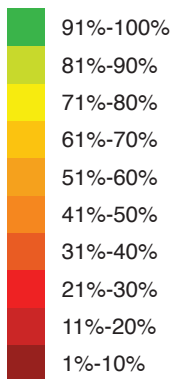
Percentage of students achieving grade-level proficiency



Where Failing Schools Outnumber All Others: District 7

There are 11 middle schools in District 7 in the South Bronx: eight have an average proficiency rate of 10% or lower. At the best middle school in the district, only one in four children are passing grade-level standards.

Percentage of students achieving grade-level proficiency



The areas of the city inundated with these severely failing schools tend to be high-poverty neighborhoods with many children of color.³ On average, 96% of students at these schools are African American or Hispanic, compared to 64% across all other schools. Less than 5% of students at the Forgotten Fourth schools are white or Asian, compared to 36% throughout the rest of the city. Moreover, 93% of students at these schools are economically disadvantaged, a rate 15 percentage points higher than that of all other schools.

IV. DYSFUNCTION DÉJÀ VU

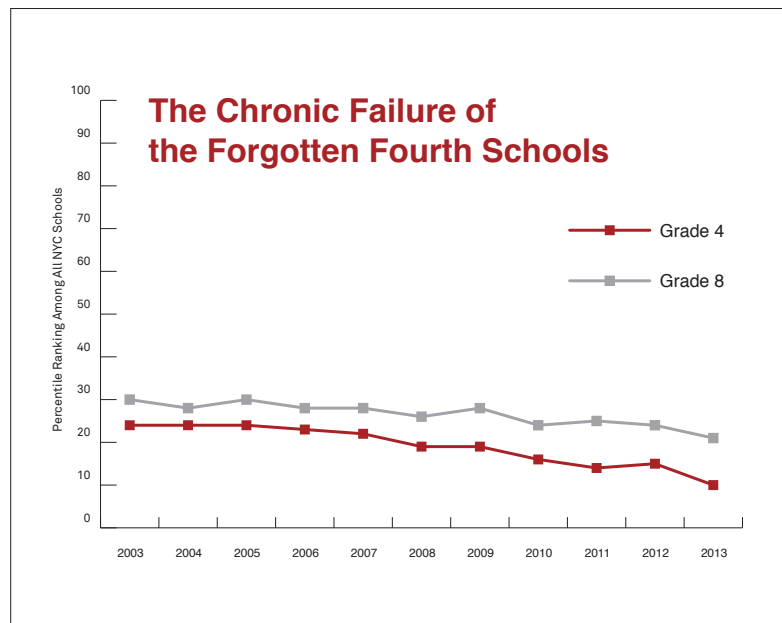
In many cases, the schools in the Forgotten Fourth have been mired in persistent failure—their 2013 results were not a fluke based on one bad year.

Between 2010 and 2012, the final three years that New York State administered pre-Common Core exams, the Forgotten Fourth schools were almost universally very poor performers. The middle schools, for example, produced abysmal results for English Language Arts during those three years, with just 19%, 18%, and 21% of students reading at grade level. The Forgotten Fourth elementary schools were similarly grim: from 2010 to 2012, average passing rates for ELA were only 22%, 22%, and 24% of students.

In other words: even by the much lower standards that preceded Common Core, more than 3 out of 4 children at these schools failed to read on grade level.

Moreover, the crisis extends far beyond the past three years. An analysis⁴ of fourth grade math results dating back to 2003 reveals that:

- The 98 Forgotten Fourth elementary schools have ranked in the bottom half of the city 95% of the time.⁵
- They ranked in the bottom third of city schools 83% of the time.



In fact, the performance of both the elementary and middle schools in the Forgotten Fourth has actually declined since 2003. The average Forgotten Fourth elementary school has slipped from roughly the 25th percentile of NYC schools in 2003 to the 10th percentile in 2013. The average Forgotten Fourth middle school declined from the 30th percentile to the 21st percentile.

V. FAMILIES ARE FLEEING

Perhaps the most powerful evidence that Forgotten Fourth schools need dramatic changes is that families are fleeing them. The enrollment at these schools has plunged by 46% over the past 10 years and continues to dramatically decline.⁶

Consider that:

- Over the past decade, a period during which the total population of NYC schools decreased by 4%, the collective enrollment at Forgotten Fourth elementary schools dropped by 31%, from 60,816 to 42,220.
- The enrollment at Forgotten Fourth middle schools decreased 50%, from 51,416 to 25,648.
- The enrollment at Forgotten Fourth high schools declined by a massive 62%, from 44,177 to just 16,911.

Families have voted with their feet against the city's poorly performing schools for years. These enrollment declines are massive and sustained — resounding indictments of broken institutions. Parents and children don't want baby steps to slightly better schools. They want *excellent* schools.

VI. CONCLUSION

We are a city at risk. Thousands of kids, especially those in our poorest communities, are shut out of high quality schools. For these children, success in school means simply to endure the day. Year after year, they are cheated out of skills required to graduate high school. To attend college. To launch a career.

While the scale of the city's educational crisis is vast, it is not hopeless. Successful schools *do* exist in the five boroughs, even in long disadvantaged neighborhoods. They are oases of rigorous and engaging teaching, high standards, constant professional development, and carefully tracked progress. Many of them are charter schools; some are outstanding district schools. All kids must have the opportunity to attend schools like these.

This is not a debate about charter schools or district schools. It is an issue of quality — of every child's right to a public education worthy of the city we live in. Children should not be forced to wait yet another half century while their futures fade. They deserve bold leadership and action *now*.

¹ Schools with grades K-8 are part of the Forgotten Fourth if their average pass rate on the 2013 New York State Exams in English Language Arts and math was 10.0% or lower. All test scores are taken from NYC DOE data published at: <http://schools.nyc.gov/Accountability/data/TestResults/ELAandMathTestResults>

High schools are part of the Forgotten Fourth if their college readiness rates are 10.0% or lower. The city's measuring stick for college readiness is based on requirements for placing out of remedial coursework at CUNY. Generally, this means earning a score of 75 on the Regents exam in English and a score of 80 on one of the Regents exams in math. These college readiness rates are published on NYC DOE Progress Reports, available here: <http://schools.nyc.gov/Accountability/tools/report/default.htm>

² See graduation rates and dropout rates here: <http://schools.nyc.gov/accountability/data/graduationdropoutreports/default.htm>

³ All demographic statistics are taken from the 2012-13 New York State Education Department Report Cards, available here: <https://reportcards.nysed.gov/>

⁴ This analysis of chronic failure converts every math pass rate into a percentile that is based on the results of all city schools that had the same testing grade (either fourth or eighth). If a school did not test in a given year since 2003 (for example, because it had not opened yet), then that school was ignored for the purposes of computing that year's average percentile rank.

⁵ This refers to all test administrations over all years.

⁶ This analysis of enrollment changes only reflects non-charter schools that were open in both 2003 and 2013. There were 83 such elementary schools in the Forgotten Fourth, 65 middle schools, and 50 high schools. While some Forgotten Fourth schools are in the process of phasing out, decisions to phase out those schools were typically based on enrollment declines in preceding years.

Appendix: The Forgotten Fourth

NYC Elementary Schools With At Least 90% Failing			
Rank (1 = worst)	School	ELA Pass Rate	Math Pass Rate
1	P.S. 194 Countee Cullen (District 5)	0.9%	0.9%
2	Brooklyn Arts and Science Elementary School (District 17)	0.0%	3.6%
3	Urban Scholars Community School (District 12)	4.1%	2.4%
4	P.S. 112 Bronxwood (District 11)	5.2%	2.2%
5	P.S. 298 Dr. Betty Shabazz (District 23)	4.9%	2.7%
6	P.S. 154 Jonathan D. Hyatt (District 7)	4.9%	2.9%
7	P.S. 064 Pura Belpre (District 9)	2.5%	5.6%
8	P.S. 328 Phyllis Wheatley (District 19)	3.1%	5.1%
9	P.S. 197 The Ocean School (District 27)	3.7%	4.9%
10	P.S. 332 Charles H. Houston (District 23)	5.9%	3.0%
11	P.S. 132 Garret A. Morgan (District 9)	5.4%	4.0%
12	P.S. 015 Roberto Clemente (District 1)	5.6%	4.2%
13	P.S. 092 Bronx (District 12)	5.9%	4.4%
14	P.S. 149 Sojourner Truth (District 3)	7.0%	3.6%
15	P.S. 333 - The Museum School (District 8)	6.1%	5.1%
16	P.S. / I.S. 54 (District 10)	8.2%	3.4%
17	P.S. 073 Bronx (District 9)	6.6%	5.0%
18	The Fresh Creek School (District 19)	7.7%	4.0%
19	P.S./M.S 042 R. Vernam (District 27)	7.9%	4.3%
20	General D. Chappie James Elementary School of Science (District 23)	6.2%	6.0%
21	P.S. 212 (District 12)	5.5%	6.8%
22	P.S. 137 John L. Bernstein (District 1)	6.9%	5.3%
23	P.S. 306 Ethan Allen (District 19)	6.9%	5.4%
24	P.S. 215 Lucretia Mott (District 27)	8.4%	4.3%
25	P.S. 055 Benjamin Franklin (District 9)	3.0%	9.9%
26	Christopher Avenue Community School (District 23)	6.5%	6.5%
27	P.S. 085 Great Expectations (District 10)	6.0%	7.1%
28	P.S. 067 Charles A. Dorsey (District 13)	6.6%	6.6%
29	P.S. 050 Vito Marcantonio (District 4)	4.6%	8.6%
30	P.S. 126 Dr Marjorie H Dunbar (District 9)	8.1%	5.1%
31	P.S. 236 Langston Hughes (District 9)	7.2%	6.0%
32	P.S. 165 Ida Posner (District 23)	8.4%	5.0%
33	P.S. 197 John B. Russwurm (District 5)	7.5%	5.9%
34	STEM Institute of Manhattan (District 3)	9.1%	4.4%
35	P.S. 377 Alejandrina B. De Gautier (District 32)	6.5%	7.2%
36	P.S. 070 Max Schoenfeld (District 9)	5.4%	8.3%
37	P.S. 107 (District 8)	7.1%	6.6%
38	P.S. 161 Ponce De Leon (District 7)	7.1%	6.9%
39	P.S. 208 Alain L. Locke (District 3)	7.7%	6.4%
40	P.S. 146 Ann M. Short (District 4)	5.3%	8.9%
41	P.S. 74 Future Leaders Elementary School (District 31)	9.5%	4.8%

Rank (1 = worst)	School	ELA Pass Rate	Math Pass Rate
42	P.S. 042 Claremont (District 9)	6.5%	7.8%
43	Mosaic Preparatory Academy (District 4)	6.5%	7.9%
44	P.S. 105 The Bay School (District 27)	7.1%	7.4%
45	P.S. 195 (District 12)	7.4%	7.2%
46	P.S. 38 Roberto Clemente (District 4)	7.8%	6.8%
47	Performance School (District 7)	7.1%	7.5%
48	P.S. 022 (District 17)	12.1%	2.7%
49	P.S. 096 Joseph Lanzetta (District 4)	10.0%	4.9%
50	P.S. 133 Fred R. Moore (District 5)	9.2%	5.8%
51	P.S. 140 Nathan Straus (District 1)	7.5%	7.5%
52	P.S. 030 Wilton (District 7)	7.7%	7.8%
53	P.S. 111 Jacob Blackwell (District 30)	6.8%	8.7%
54	P.S. 5 Port Morris (District 7)	8.6%	7.0%
55	P.S. 200- The James McCune Smith School (District 5)	5.8%	9.8%
56	P.S. 089 Cypress Hills (District 19)	7.5%	8.2%
57	P.S. 183 Dr. Richard R. Green (District 27)	9.2%	6.6%
58	P.S. 102 Jacques Cartier (District 4)	10.3%	5.5%
59	P.S. 123 Mahalia Jackson (District 5)	10.2%	5.7%
60	Lefferts Gardens Charter School (District 17)	8.2%	8.2%
61	The Family School (District 9)	6.9%	9.6%
62	P.S. 188 The Island School (District 1)	6.4%	10.4%
63	P.S. 102 Joseph O. Loretan (District 12)	9.8%	7.1%
64	P.S. 041 Francis White (District 23)	6.5%	10.6%
65	P.S. 325 (District 6)	6.1%	11.3%
66	P.S. 309 The George E. Wibecan Preparatory Academy (District 16)	4.1%	13.4%
67	P.S. 016 John J. Driscoll (District 31)	9.0%	8.5%
68	P.S. 284 Lew Wallace (District 23)	7.1%	10.6%
69	P.S. 050 Clara Barton (District 12)	8.1%	9.7%
70	P.S. 023 The New Children's School (District 10)	5.2%	12.7%
71	P.S. 006 West Farms (District 12)	8.3%	9.7%
72	P.S. 174 Dumont (District 19)	7.8%	10.3%
73	Dr. Jacqueline Peek-Davis School (District 23)	8.1%	10.0%
74	P.S. 279 Captain Manuel Rivera, Jr. (District 10)	8.3%	9.8%
75	P.S. 059 William Floyd (District 14)	9.9%	8.2%
76	P.S. 770 New American Academy (District 17)	9.1%	9.1%
77	P.S. 146 Edward Collins (District 8)	11.9%	6.4%
78	P.S./I.S. 323 (District 23)	14.6%	3.7%
79	P.S. 287 Bailey K. Ashford (District 13)	6.7%	11.7%
80	P.S. 163 Arthur A. Schomburg (District 9)	9.7%	8.8%
81	P.S. 018 John Peter Zenger (District 7)	7.9%	11.1%
82	P.S. 014 Cornelius Vanderbilt (District 31)	9.8%	9.2%
83	P.S. 327 Dr. Rose B. English (District 23)	9.6%	9.5%
84	P.S. 132 Juan Pablo Duarte (District 6)	8.8%	10.4%
85	P.S. 103 Hector Fontanez (District 11)	11.5%	7.7%
86	Archer Elementary School (District 12)	13.9%	5.4%

Rank (1 = worst)	School	ELA Pass Rate	Math Pass Rate
87	P.S. 288 The Shirley Tanyhill (District 21)	6.6%	12.7%
88	P.S. 044 Thomas C. Brown (District 31)	8.4%	10.9%
89	P.S. 150 Christopher (District 23)	8.4%	10.9%
90	P.S. 019 Roberto Clemente (District 14)	9.1%	10.4%
91	P.S. X140 The Eagle School (District 8)	8.9%	10.7%
92	P.S. 226 (District 10)	11.3%	8.5%
93	P.S./M.S. 029 Melrose School (District 7)	9.6%	10.3%
94	P.S. 115 Alexander Humboldt (District 6)	8.7%	11.3%
95	P.S. 145, The Bloomingdale School (District 3)	8.9%	11.1%
96	P.S. 230 Dr Roland N. Patterson (District 9)	10.4%	9.6%
97	P.S. 130 Abram Stevens Hewitt (District 8)	8.5%	11.6%
98	Young Leaders Elementary School (District 7)	5.1%	15.0%

NYC Middle Schools With At Least 90% Failing			
Rank (1 = worst)	School	ELA Pass Rate	Math Pass Rate
1	Secondary School for Law (District 15)	0.0%	0.0%
2	M.S. 203 (District 7)	1.1%	0.0%
3	Choir Academy of Harlem (District 5)	2.1%	0.7%
4	The Urban Assembly Institute for New Technologies (District 5)	1.9%	1.0%
5	Wadleigh Secondary School for the Performing & Visual Arts (District 3)	3.2%	0.0%
6	Academy for Social Action: A College Board School (District 5)	2.4%	1.1%
7	M.S. 328 - Manhattan Middle School for Scientific Inquiry (District 6)	2.6%	1.2%
8	I.S. 296 - The Anna Gonzalez Community School (District 32)	0.9%	3.0%
9	Community Health Academy of the Heights (District 6)	2.6%	1.6%
10	Middle School for the Arts (District 17)	2.9%	1.4%
11	General D. Chappie James Middle School of Science (District 23)	3.3%	1.3%
12	M.S. 256 Academic & Athletic Excellence (District 3)	4.8%	0.0%
12	Secondary School for Journalism (District 15)	0.0%	4.8%
14	New Millennium Business Academy Middle School (District 9)	2.9%	2.2%
15	Juan Morel Campos Secondary School (District 14)	4.0%	1.2%
16	Academy For Personal Leadership And Excellence (District 10)	3.6%	1.8%
17	Frederick Douglass Academy III Secondary School (District 9)	5.6%	0.0%
18	Urban Science Academy (District 9)	4.1%	1.5%
19	I.S. 313 School of Leadership Development (District 9)	2.8%	3.0%
20	I.S. 218 Salome Urena (District 6)	3.1%	2.8%
21	The Hunts Point School (District 8)	4.0%	2.1%
22	Evergreen Middle School for Urban Exploration (District 32)	4.2%	2.1%
23	Lyons Community School (District 14)	5.4%	1.0%
24	Harbor Heights (District 6)	3.3%	3.1%
25	Elijah Stroud Middle School (District 17)	2.7%	3.6%
26	Spring Creek Community School (District 19)	4.4%	2.2%
27	Upper School @ P.S. 25 (District 16)	3.7%	3.0%
28	I.S. 136 Charles O. Dewey (District 15)	5.0%	2.0%
29	M.S. 584 (District 16)	4.0%	3.2%

Rank (1 = worst)	School	ELA Pass Rate	Math Pass Rate
30	J.H.S. 166 George Gershwin (District 19)	4.0%	3.3%
31	Madiba Prep Middle School (District 16)	4.9%	2.4%
32	Brooklyn School for Global Studies (District 15)	6.2%	1.2%
33	Middle School for Academic and Social Excellence (District 17)	4.6%	2.8%
34	The Urban Assembly School for the Urban Environment (District 14)	3.8%	3.8%
35	The Bronx Mathematics Preparatory School (District 8)	4.8%	2.7%
36	School for Democracy and Leadership (District 17)	3.8%	3.8%
37	J.H.S. 022 Jordan L. Mott (District 9)	5.8%	1.9%
38	MS 596 Peace Academy (District 13)	4.9%	2.9%
39	M.S. 301 Paul L. Dunbar (District 8)	5.4%	2.7%
40	Ebbets Field Middle School (District 17)	4.9%	3.1%
41	Henry Street School for International Studies (District 1)	2.8%	5.3%
42	M.S. 053 Brian Piccolo (District 27)	5.8%	2.3%
43	The Urban Assembly Bronx Academy of Letters (District 7)	4.5%	3.6%
44	J.H.S. 151 Lou Gehrig (District 7)	4.9%	3.4%
45	M.S. 142 John Philip Sousa (District 11)	4.5%	3.7%
46	Park Slope Collegiate (District 15)	4.2%	4.1%
47	P.S. / I.S. 224 (District 7)	4.6%	3.9%
48	East Flatbush Community Research School (District 18)	3.2%	5.5%
49	J.H.S. 080 The Mosholu Parkway (District 10)	5.3%	3.4%
50	New Heights Middle School (District 17)	2.5%	6.6%
51	Community Voices Middle School (District 29)	6.6%	2.5%
52	Entrada Academy (District 12)	5.5%	3.7%
53	I.S. 219 New Venture School (District 9)	4.2%	5.3%
54	Launch Expeditionary Learning Charter School (District 16)	4.8%	4.8%
55	School of Diplomacy (District 11)	5.3%	4.2%
56	M.S. 326 - Writers Today & Leaders Tomorrow (District 6)	4.6%	5.1%
57	J.H.S. 291 Roland Hayes (District 32)	5.0%	4.7%
58	M.S. 246 Walt Whitman (District 17)	6.4%	3.6%
59	I.S. 339 (District 9)	6.6%	3.6%
60	Life Sciences Secondary School (District 2)	5.7%	4.7%
61	New Design Middle School (District 5)	5.3%	5.2%
62	The Angelo Patri Middle School (District 10)	6.3%	4.3%
63	J.H.S. 123 James M. Kieran (District 8)	7.2%	3.4%
64	Esperanza Preparatory Academy (District 4)	8.0%	2.7%
65	The Opportunity Charter School (District 3)	5.9%	4.9%
66	Satellite East Middle School (District 13)	7.2%	3.7%
67	Kappa IV (District 5)	4.3%	6.7%
68	School of Business, Finance and Entrepreneurship (District 16)	5.9%	5.0%
69	South Bronx Academy for Applied Media (District 7)	5.8%	5.2%
70	I.S. 117 Joseph H. Wade (District 9)	7.2%	3.8%
71	Academy of Public Relations (District 7)	5.5%	5.6%
72	Ronald Edmonds Learning Center II (District 23)	7.5%	3.7%
73	Renaissance School of the Arts (District 4)	7.2%	3.9%
74	Village Academy (District 27)	4.5%	6.9%

Rank (1 = worst)	School	ELA Pass Rate	Math Pass Rate
75	J.H.S. 013 Jackie Robinson (District 4)	4.7%	6.8%
76	J.H.S. 162 Lola Rodriguez De Tio (District 7)	6.5%	5.1%
77	J.H.S. 145 Arturo Toscanini (District 9)	8.2%	3.6%
78	Bronx Park Middle School (District 11)	7.2%	4.7%
79	J.H.S. 050 John D. Wells (District 14)	9.2%	2.7%
80	The Bronx School of Young Leaders (District 10)	7.1%	5.1%
81	Urban Assembly Academy of Civic Engagement (District 8)	8.6%	3.6%
82	Frederick Douglass Academy II Secondary School (District 3)	9.0%	3.3%
83	School of Performing Arts (District 12)	6.7%	5.7%
84	E.S.M.T- I.S. 190 (District 12)	4.7%	7.7%
85	International School for Liberal Arts (District 10)	4.2%	8.2%
86	Fannie Lou Hamer Middle School (District 12)	4.5%	7.9%
87	South Bronx Preparatory: A College Board School (District 7)	7.0%	5.6%
88	The School for Human Rights (District 17)	8.5%	4.2%
89	Bronx Early College Academy for Teaching & Learning (District 9)	8.9%	4.0%
90	West Bronx Academy for the Future (District 10)	9.2%	3.8%
91	East New York Middle School of Excellence (District 19)	9.8%	3.3%
92	Academy for New Americans (District 30)	1.4%	11.7%
93	The Young Scholars Academy of The Bronx (District 11)	5.0%	8.4%
94	Dr. Richard Izquierdo Health and Science Charter School (District 12)	7.8%	5.7%
95	Middle School 322 (District 6)	5.2%	8.3%
96	I.S. 068 Isaac Bildersee (District 18)	9.1%	4.7%
97	I.S. 528 Bea Fuller Rodgers School (District 6)	10.0%	3.7%
98	I.S. 349 Math, Science & Tech. (District 32)	8.0%	5.9%
99	Technology, Arts, and Sciences Studio (District 1)	5.7%	8.5%
100	I.S. 206 Ann Mersereau (District 10)	7.4%	7.0%
101	Essence School (District 19)	8.2%	6.3%
102	I.S. 192 The Linden (District 29)	9.2%	5.4%
103	Urban Assembly School for Wildlife Conservation (District 12)	9.7%	5.0%
104	M.S. 035 Stephen Decatur (District 16)	7.9%	6.8%
105	School for International Studies (District 15)	7.7%	7.5%
106	Middle School for Art and Philosophy (District 18)	11.5%	3.8%
107	I.S. X318 Math, Science & Technology Through Arts (District 12)	10.7%	4.7%
108	Globe School for Environmental Research (District 11)	9.4%	6.0%
109	John Ericsson Middle School 126 (District 14)	7.4%	8.1%
110	J.H.S. 098 Herman Ridder (District 12)	4.4%	11.1%
111	Collaborative Arts Middle School (District 29)	7.9%	7.7%
112	J.H.S. 143 Eleanor Roosevelt (District 6)	8.5%	7.2%
113	Emolior Academy (District 12)	5.5%	10.3%
114	Brooklyn Collegiate: A College Board School (District 23)	6.9%	8.9%
115	Mott Hall Charter School (District 9)	6.5%	9.3%
116	Academy for Scholarship and Entrepreneurship: A College Board School (District 11)	11.7%	4.3%
117	Soundview Academy for Culture and Scholarship (District 8)	11.1%	5.0%
118	Eagle Academy for Young Men (District 9)	9.9%	6.3%
119	The Forward School (District 11)	8.4%	7.8%

Rank (1 = worst)	School	ELA Pass Rate	Math Pass Rate
120	East Bronx Academy for the Future (District 12)	6.1%	10.1%
121	Global Technology Preparatory (District 4)	6.8%	9.5%
122	University Neighborhood Middle School (District 1)	8.4%	7.8%
123	Isaac Newton Middle School for Math & Science (District 4)	10.1%	6.2%
124	J.H.S. 052 Inwood (District 6)	8.7%	7.7%
125	Frederick Douglass Academy IV Secondary School (District 16)	7.7%	8.8%
126	I.S. 229 Roland Patterson (District 9)	7.0%	9.6%
127	The Urban Assembly Unison School (District 13)	9.1%	7.6%
128	Khalil Gibran International Academy (District 15)	16.7%	0.0%
129	East Fordham Academy for the Arts (District 10)	8.1%	8.8%
130	One World Middle School at Edenwald (District 11)	7.4%	10.0%
131	M.S. 582 (District 14)	12.0%	5.5%
132	Satellite Three (District 13)	11.1%	6.5%
133	J.H.S. 162 The Willoughby (District 32)	10.2%	7.6%
134	I.S. 232 (District 9)	4.5%	13.5%
135	J.H.S. 302 Rafael Cordero (District 19)	8.8%	9.2%
136	Fahari Academy Charter School (District 17)	7.5%	10.6%
137	West Prep Academy (District 3)	8.9%	9.2%
138	Cornerstone Academy for Social Action Middle School (CASA) (District 11)	9.2%	9.1%
139	Blueprint Middle School (District 8)	11.0%	7.4%
140	I.S. M286 Renaissance Leadership Academy (District 5)	10.6%	7.7%
141	J.H.S. 131 Albert Einstein (District 8)	11.7%	6.7%
142	M.S. 442 Carroll Gardens School for Innovation (District 15)	11.1%	7.4%
143	Creston Academy (District 10)	5.5%	13.2%
144	Baychester Middle School (District 11)	4.9%	14.0%
145	I.S. 059 Springfield Gardens (District 29)	9.6%	9.3%
146	J.H.S. 008 Richard S. Grossley (District 28)	10.3%	8.8%
147	Aspire Preparatory Middle School (District 11)	11.2%	7.9%
148	M.S. 302 Luisa Dessus Cruz (District 8)	8.4%	10.7%
149	Innovate Manhattan Charter School (District 1)	13.5%	5.8%
150	St. HOPE Leadership Academy Charter School (District 5)	7.3%	12.1%
151	M.S. 390 (District 10)	9.0%	10.3%
152	Accion Academy (District 12)	12.7%	7.0%
153	Eagle Academy for Young Men II (District 23)	13.3%	6.4%
154	Academy of Medical Technology: A College Board School (District 27)	11.9%	7.8%
155	J.H.S. 125 Henry Hudson (District 8)	10.9%	9.1%
156	Tech International Charter School (District 0)	11.1%	8.9%
157	Middle School of Marketing and Legal Studies (District 18)	13.4%	6.6%
158	I.S. 254 (District 10)	4.7%	15.4%
159	J.H.S. 144 Michelangelo (District 11)	11.3%	8.8%

NYC High Schools With At Least 90% Failing

Rank (1 = worst)	School	College Readiness Rate
1	Choir Academy of Harlem (District 5)	0.0%
1	Frances Perkins Academy (District 14)	0.0%
1	Metropolitan Corporate Academy High School (District 15)	0.0%
1	The Urban Assembly School For Green Careers (District 3)	0.0%
1	Broome Street Academy Charter School (District 2)	0.0%
6	Pan American International High School (District 24)	1.1%
7	Bread & Roses Integrated Arts High School (District 5)	1.6%
7	School for Community Research and Learning (District 8)	1.6%
9	The Opportunity Charter School (District 3)	1.8%
9	John F. Kennedy High School (District 10)	1.8%
11	El Puente Academy for Peace and Justice (District 14)	2.0%
12	Holcombe L. Rucker School of Community Research (District 8)	2.4%
13	Lyons Community School (District 14)	2.7%
14	Bronx High School for Writing and Communication Arts (District 11)	2.8%
14	Jonathan Levin High School for Media and Communications (District 9)	2.8%
16	Academy of Hospitality and Tourism (District 17)	2.9%
17	Performance Conservatory High School (District 12)	3.0%
18	FDNY High School for Fire and Life Safety (District 19)	3.2%
19	NYC Charter High School for Architecture, Engineering and Construction Industries (District 7)	3.3%
19	Foundations Academy (District 14)	3.3%
21	Monroe Academy for Visual Arts & Design (District 12)	3.4%
22	Multicultural High School (District 19)	3.7%
22	High School for Civil Rights (District 19)	3.7%
24	Brooklyn Theatre Arts High School (District 18)	3.8%
24	W. H. Maxwell Career and Technical Education High School (District 19)	3.8%
24	The Brooklyn Academy of Global Finance (District 16)	3.8%
27	Kingsbridge International High School (District 10)	3.9%
28	Frederick Douglass Academy IV Secondary School (District 16)	4.0%
29	Academy for Environmental Leadership (District 32)	4.3%
29	Wadleigh Secondary School for the Performing & Visual Arts (District 3)	4.3%
31	Foreign Language Academy of Global Studies (District 7)	4.4%
31	Leadership Institute (District 9)	4.4%
31	Grace Dodge Career and Technical Education High School (District 10)	4.4%
34	Bronx Guild (District 8)	4.5%
34	Cypress Hills Collegiate Preparatory School (District 19)	4.5%
36	Cultural Academy for the Arts and Sciences (District 18)	4.6%
37	Samuel Gompers Career and Technical Education High School (District 7)	4.8%
38	Banana Kelly High School (District 8)	4.9%
38	Urban Assembly Academy for History and Citizenship for Young Men, The (District 9)	4.9%
40	Brooklyn Generation School (District 18)	5.1%
40	Green School: An Academy for Environmental Careers (District 14)	5.1%
40	Beach Channel High School (District 27)	5.1%
43	High School of Hospitality Management (District 2)	5.2%
43	Coalition School for Social Change (District 4)	5.2%

Rank (1 = worst)	School	College Readiness Rate
45	International Community High School (District 7)	5.3%
45	School for Excellence (District 9)	5.3%
47	Bronx School of Law and Finance (District 10)	5.4%
47	Paul Robeson High School (District 17)	5.4%
47	Boys and Girls High School (District 16)	5.4%
50	Pan American International High School at Monroe (District 12)	5.6%
51	Kurt Hahn Expeditionary Learning School (District 18)	5.7%
51	Bronx International High School (District 9)	5.7%
51	Felisa Rincon de Gautier Institute for Law and Public Policy, The (District 8)	5.7%
51	Norman Thomas High School (District 2)	5.7%
55	Secondary School for Journalism (District 15)	5.9%
55	Performing Arts and Technology High School (District 19)	5.9%
55	Peace and Diversity Academy (District 12)	5.9%
58	DreamYard Preparatory School (District 9)	6.0%
59	High School of World Cultures (District 12)	6.1%
60	Urban Assembly High School of Music and Art (District 13)	6.2%
61	High School for Innovation in Advertising and Media (District 18)	6.3%
61	Unity Center for Urban Technologies (District 2)	6.3%
63	Business, Computer Applications & Entrepreneurship High School (District 29)	6.4%
64	The School For Classics: An Academy of Thinkers, Writers and Performers (District 19)	6.5%
64	Queens High School for Information, Research, and Technology (District 27)	6.5%
64	Academy for Conservation and the Environment (District 18)	6.5%
67	The Bronxwood Preparatory Academy (District 11)	6.6%
67	Alfred E. Smith Career and Technical Education High School (District 7)	6.6%
67	Christopher Columbus High School (District 11)	6.6%
70	Life Academy High School for Film and Music (District 21)	6.7%
70	Renaissance High School for Musical Theater & Technology (District 8)	6.7%
72	Brooklyn School for Global Studies (District 15)	6.9%
73	High School for Youth and Community Development at Erasmus (District 17)	7.0%
73	New Explorers High School (District 7)	7.0%
75	Arts & Media Preparatory Academy (District 18)	7.1%
75	Henry Street School for International Studies (District 1)	7.1%
77	Manhattan Theatre Lab High School (District 3)	7.4%
77	Jamaica High School (District 28)	7.4%
79	Bushwick School for Social Justice (District 32)	7.6%
80	World Academy for Total Community Health High School (District 19)	7.7%
80	Morris Academy for Collaborative Studies (District 9)	7.7%
82	Brooklyn Lab School (District 19)	7.8%
82	Jane Addams High School for Academic Careers (District 8)	7.8%
84	High School for Law and Public Service (District 6)	7.9%
85	Global Enterprise High School (District 11)	8.0%
85	Pablo Neruda Academy for Architecture and World Studies (District 8)	8.0%
87	Urban Assembly School for the Performing Arts (District 5)	8.1%
87	Bronx Aerospace High School (District 11)	8.1%
87	Automotive High School (District 14)	8.1%

Rank (1 = worst)	School	College Readiness Rate
90	August Martin High School (District 27)	8.2%
90	Believe Northside Charter High School (District 14)	8.2%
92	Mott Haven Village Preparatory High School (District 7)	8.3%
92	Marta Valle High School (District 1)	8.3%
94	School for Legal Studies (District 14)	8.4%
95	School for Democracy and Leadership (District 17)	8.5%
95	Gateway School for Environmental Research and Technology (District 8)	8.5%
97	Bronx Career And College Preparatory High School (District 12)	8.6%
98	The Global Learning Collaborative (District 3)	8.8%
99	Urban Assembly School for Careers in Sports (District 7)	9.0%
100	Academy of Innovative Technology (District 19)	9.1%
100	The High School for Global Citizenship (District 17)	9.1%
100	Legacy School for Integrated Studies (District 2)	9.1%
103	High School for Violin and Dance (District 9)	9.4%
103	Academy for Scholarship and Entrepreneurship: A College Board School (District 11)	9.4%
105	Middle College High School at LaGuardia Community College (District 24)	9.7%
105	High School of Arts and Technology (District 3)	9.7%
105	High School for Media and Communications (District 6)	9.7%
105	Law, Government and Community Service High School (District 29)	9.7%
109	Explorations Academy (District 12)	9.8%
109	Monroe Academy for Business/Law (District 12)	9.8%
111	Frederick Douglass Academy VII High School (District 23)	9.9%
112	The School for Human Rights (District 17)	10.0%
112	High School of Graphic Communication Arts (District 2)	10.0%
112	Gotham Professional Arts Academy (District 16)	10.0%